


Instructions

How to vote a mail ballot

- You will need:**
- Ballot*
 - Tan ballot envelope*
 - White signature envelope*
 - Larger white return envelope*
- *If any of these items are missing, please contact your local election official.
- Pen with black ink
 - Witness
Anyone registered to vote in Minnesota, *including your spouse or relative, or a notary public, or a person with the authority to administer oaths*

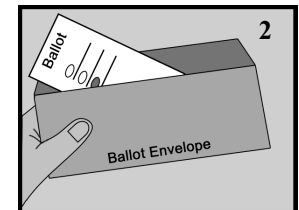
1 Vote!

- Show your witness your blank ballot, then mark your votes in private.
- Follow the instructions on the ballot.
- Do not write your name anywhere on the ballot.
- Do not vote for more candidates than allowed. *If you do, your votes for that office will not count.*
See the other side if you make a mistake on your ballot.



2 Seal your ballot in the tan ballot envelope

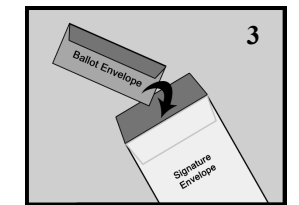
- Do not write on this envelope.



3 Put the tan ballot envelope into the white signature envelope

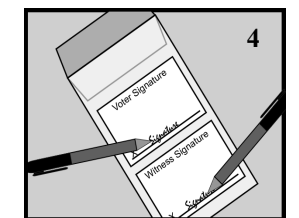
4 Fill out the white signature envelope completely

- If there is no label, print your name and Minnesota address.
- Read and sign the oath.



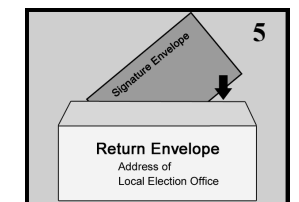
Very Important: You will need a witness to complete the witness section of the signature envelope.

- Ask your witness to print their name and Minnesota street address, including city (not a P.O. Box), and sign their name.
If your witness is an official or notary, they must print their title instead of an address.
Notaries must also affix their stamp.
- Seal the envelope.



5 Put the signature envelope into the larger white return envelope to protect your private information from view

- Seal the envelope.



6 Return your ballot by Election Day to the address on the return envelope

Ballots may not be delivered to your polling place.

You have three options:


- Send it so it arrives by Election Day, using U.S. mail or a package delivery service,
- Deliver it in person before election day or by 8:00 p.m. on Election Day, or
- Ask someone to deliver it by 8:00 p.m. on Election Day.
This person cannot deliver more than 3 ballots.



See the other side for special instructions if you have a disability.

Correcting a mistake

- If time allows, ask for a new ballot from your election office. Contact your election office at elections@co.freeborn.mn.us or 507-377-5121.
- Completely cross out the name of the candidate you accidentally marked and then mark your ballot for the candidate you prefer (do not initial your corrections).



If you have a disability:

If you have a disability or cannot mark your ballot, your witness may assist you by marking your ballot at your direction, assembling the materials, and filling out the forms for you.

When signing the envelope, Minnesota law says you may:

- Sign the return envelope yourself, or
- Make your mark, or
- Ask your witness to sign for you in your presence. (Have the witness sign their own name as well.)
- If you have adopted the use of a signature stamp for all purposes of signature, you may use your signature stamp or ask your witness to use your signature stamp in your presence.

Minnesota Statutes, section 645.44, subdivision 14

Please note: Voting is not covered by power of attorney. A person with power of attorney may only sign for you in your presence, as outlined above.

Confidentiality Notice: The data you supply on your signature envelope are public information when used for elections, political or law enforcement purposes as part of a public information list.